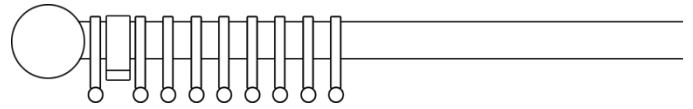


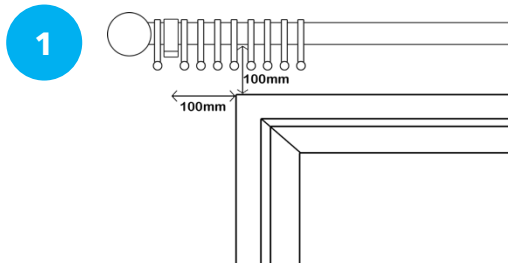
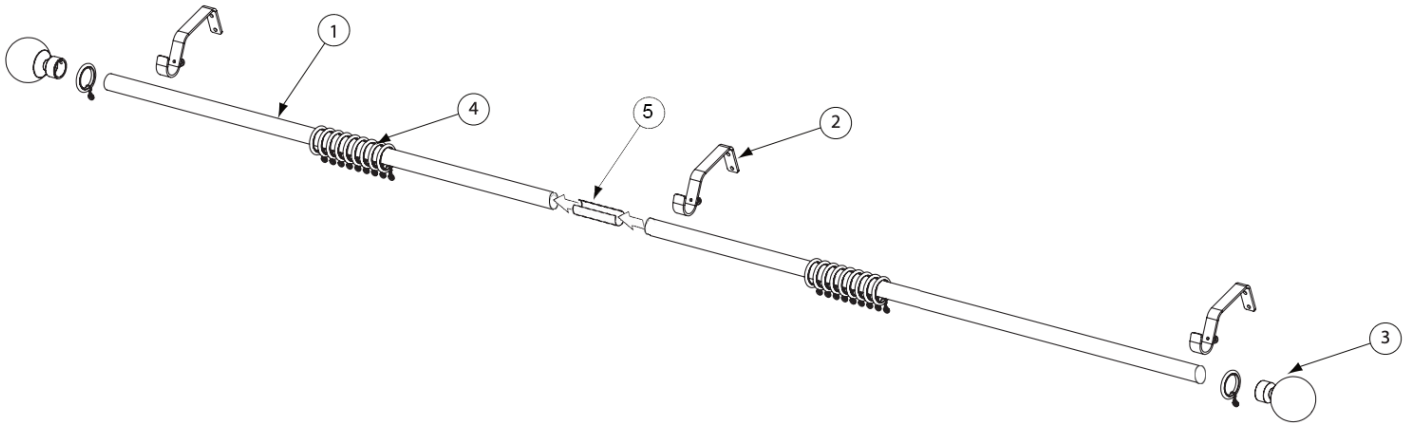
**METAL POLE KIT (19mm,28mm)**

**FITTING GUIDE**

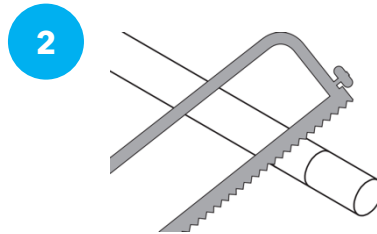
What you will need



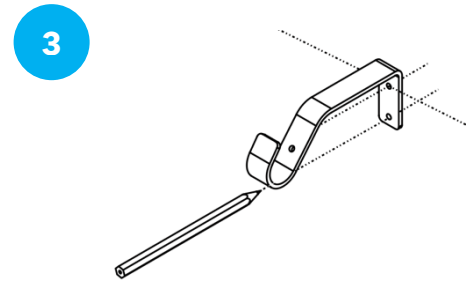
Before fitting your new curtain pole, please read the following instructions and check the contents of your pack against the table below.



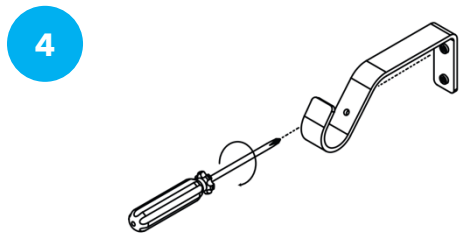
Establish pole position



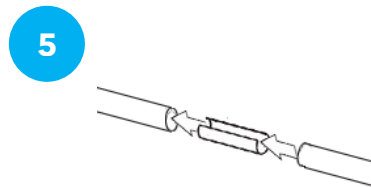
Cut pole down if required



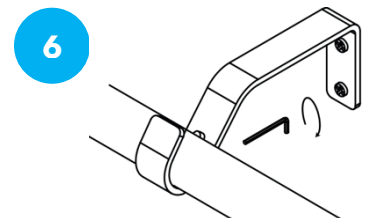
Mark and drill holes



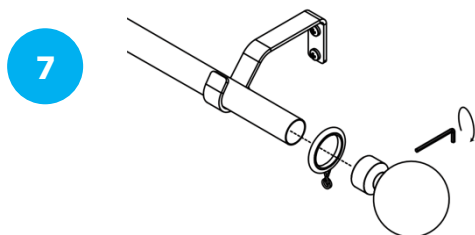
Fix bracket securely



Join poles if required



Place pole into brackets tight screw on underside



Place one ring on end and fit finial. Tighten screw.

		Pole Length			
Parts		1.2m	1.8m	2.4m	3.0m
1	Pole	1	1	2	2
2	Bracket	2	2	3	3
3	Finial	2	2	2	2
4	Rings	12	18	24	30
5	Joiner			1	1